
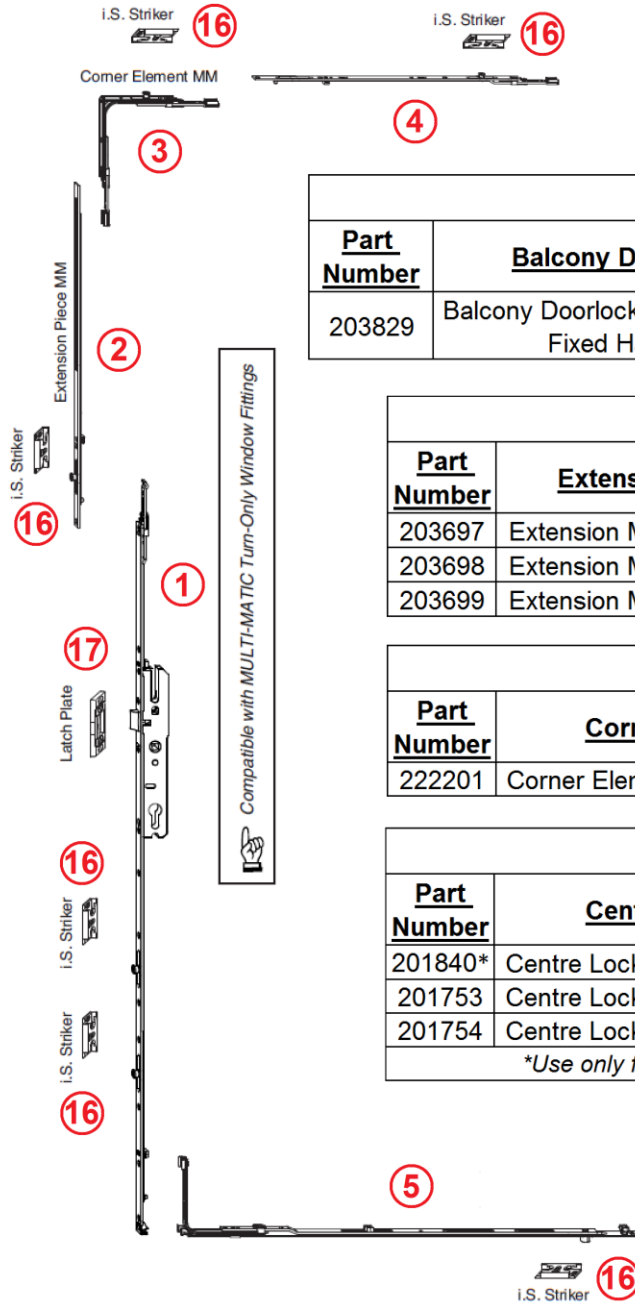





Balcony Doorlock B-TV Multi-Matic



Drive Direction is Upwards



1			
Part Number	Balcony Doorlocks B-TV	L	Key
203829	Balcony Doorlocks B-TV E92 PZ MM, Fixed Handle Height	1347	1050 35

2		
Part Number	Extension Piece MM	Diagram
203697	Extension MM for B-TV, Silver	1701 - 1950
203698	Extension MM for B-TV, Silver	1951 - 2200
203699	Extension MM for B-TV, Silver	2201 - 2450

3		
Part Number	Corner Element	Diagram
222201	Corner Element MM with 1 i.S.	320 - 1650

4		
Part Number	Centre Lock	Diagram
201840*	Centre Lock MM with 1 i.S.	801 - 1280
201753	Centre Lock MM with 1 i.S.	1281 - 1500
201754	Centre Lock MM with 2 i.S.	1701 - 2200

**Use only from 800 mm SRW*

10	94030	Tilt or Turn Only Hinge, Silver
11	52321	Tilt or Turn Only Hinge, Adjustable, Silver

5		
Part Number	One-Piece Centre Lock	Diagram
211924	Centre Lock MM	801 - 1280

**Use only from 800 mm SRW*

12	52467	Compression Device, Sash Component
13	*	Compression Device, Frame Component

**Part Number must be Related to the Profile*

6	52462	Turn-Only Top Hinge, 120 kg, PVC/Timber
7	52486	Rebated Scissor-Stay Support Arm, PVC, 12/20-13, Silver
8	52480	Scissor-Stay Hinge, PVC, 100 kg, 3mm PIN
	52481	Scissor-Stay Hinge, PVC 120 kg, 7mm PIN
9	94491	Spindle Bar for PVC and Timber Scissor-Stay Hinges, Silver

14	52478	Corner Support, 100 kg, PVC, 3 mm PIN, Silver
	52479	Corner Support, 120 kg, PVC, 5 mm PIN, Silver
15	52483	Pivot Post, PVC, 3 mm PIN, Silver
	52484	Pivot Post, PVC, 7 mm PIN, Silver

16	i.S. Striker Plate*	
17	Latch Plate*	

**Part Number must be Related to the Profile*

